

Biotinylated Human ANGPTL2/Angiopoietin-like 2 Protein

Cat. No. ANG-HM4L2B

Description

Source	Recombinant Biotinylated Human ANGPTL2/Angiopoietin-like 2 Protein is expressed from HEK293 with His tag and Avi tag at the C-Terminus.
	It contains Thr260-His493.
Accession	Q9UKU9-1
Molecular Weight	The protein has a predicted MW of 30.1 kDa. Due to glycosylation, the protein migrates to 31-35 kDa based on Bis-Tris PAGE result.
Endotoxin	Less than 1EU per µg by the LAL method.
Purity	> 95% as determined by Bis-Tris PAGE
	> 95% as determined by HPLC

Formulation and Storage

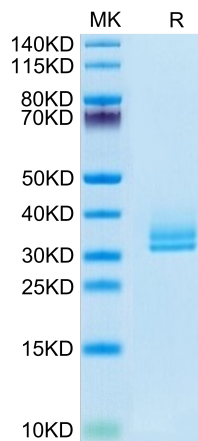
Formulation	Lyophilized from 0.22µm filtered solution in PBS, 200mM L-arginine (pH 7.4). Normally 8% trehalose is added as protectant before lyophilization.
Reconstitution	Centrifuge the tube before opening. Reconstituting to a concentration more than 100 µg/ml is recommended. Dissolve the lyophilized protein in distilled water.
Storage	-20 to -80°C for 12 months as supplied from date of receipt. -80°C for 3 months after reconstitution. Recommend to aliquot the protein into smaller quantities for optimal storage. Please minimize freeze-thaw cycles.

Background

Angiopoietin-like 2 (ANGPTL2) is a proinflammatory protein belonging to the angiopoietin-like family. ANGPTL2 is secreted and detected in the systemic circulation. Different observational clinical studies reported that circulating levels of ANGPTL2 increase significantly in various chronic inflammatory diseases and showed associations between ANGPTL2 levels and diagnosis and/or prognosis of cardiovascular diseases, diabetes, chronic kidney disease, and various types of cancers.

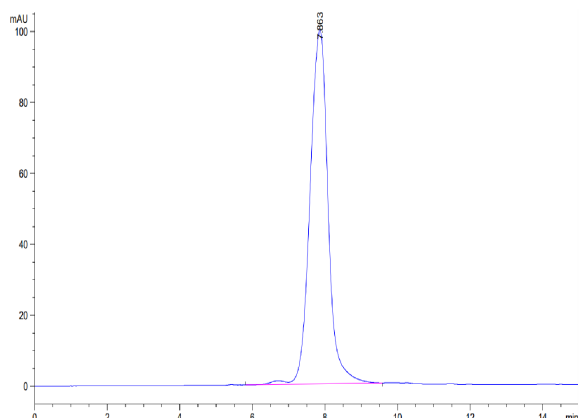
Assay Data

Bis-Tris PAGE



Biotinylated Human ANGPTL2 on Bis-Tris PAGE under reduced condition. The purity is greater than 95%.

SEC-HPLC



The purity of Biotinylated Human ANGPTL2 is greater than 95% as determined by SEC-HPLC.

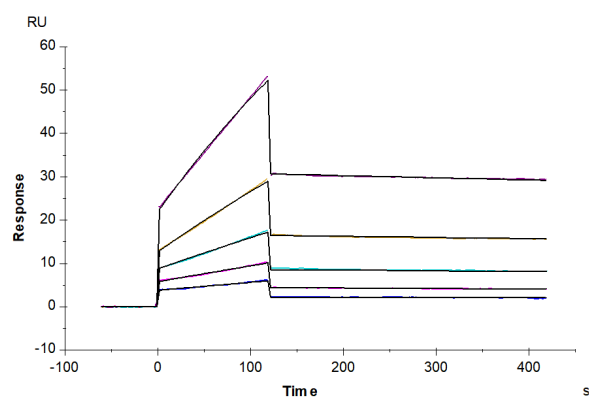
Biotinylated Human ANGPTL2/Angiopoietin-like 2 Protein

Cat. No. ANG-HM4L2B



Assay Data

SPR Data



Human LILRB2, hFc Tag captured on CM5 Chip via Protein A can bind Biotinylated Human ANGPTL2, His Tag with an affinity constant of 65.63 nM as determined in SPR assay (Biacore T200).